

INVESTMENT OVERVIEW Q4 2023

EMBARK HORIZON MULTI-ASSET FUND I

Fund Overview

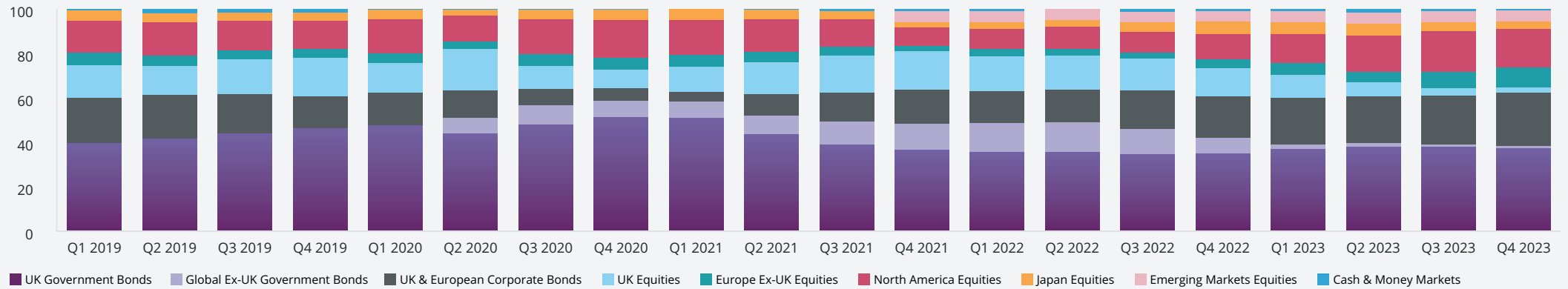
The fund aims to grow clients' investment over the medium to long-term, 5 or more years, and to stay within the designated risk profile. It is aligned to risk profile 1 of the EV's 5 point scale – the lowest in the range – meaning it aims to deliver growth through assets that demonstrate moderate price fluctuations, with greater emphasis placed on fixed income securities including high yield and emerging market bonds and lower relative exposure to equities, including emerging market equities. There may be some indirect exposure to real estate and commodities. The fund is also currently mapped to other risk profiling tools, which are depicted in our **Risk Mapping And Reasons Why** document.

Robust Investment Process

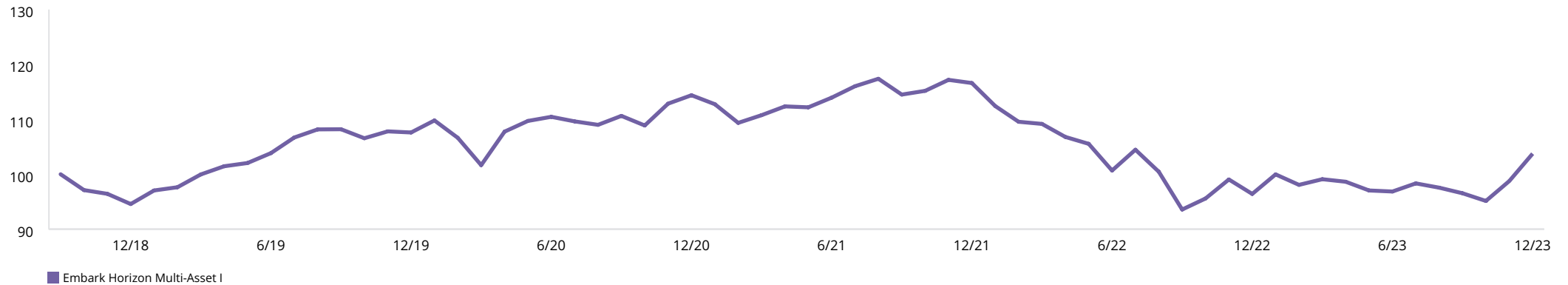
The Embark Horizon Multi-Asset Fund range has a consistent and unique robust three-layer investment process with an integrated approach to ESG. The direct focus being the interest of investors.



Active Allocations: Last 5 Years

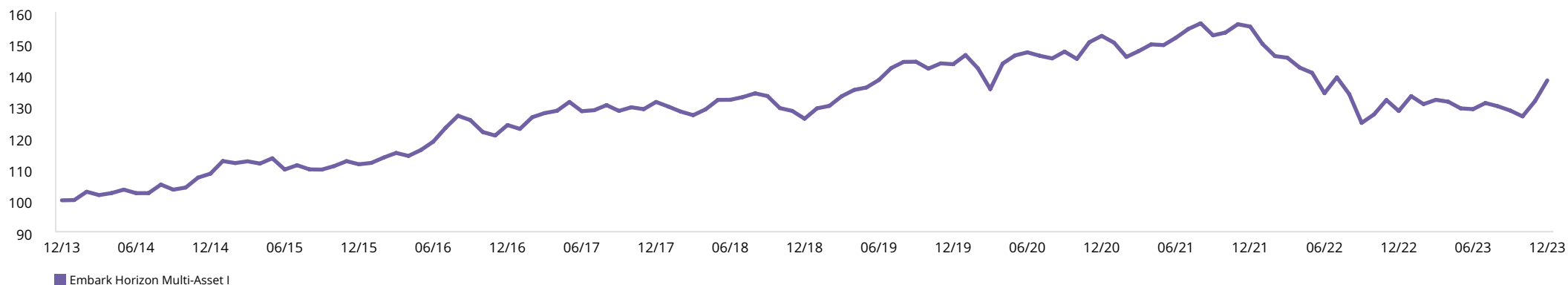


Performance And Risk Statistics: Last 5 Years



Entity	Annualised Performance	Annualised Volatility	Annualised Sharpe Ratio
Embark Horizon Multi-Asset I	1.87%	8.69%	0.06

Performance And Risk Statistics: Since Inception



Entity	Annualised Performance	Annualised Volatility	Annualised Sharpe Ratio
Embark Horizon Multi-Asset I	3.29%	7.37%	0.33

Where To Invest

The Embark Horizon Multi-Asset Funds are available on a wide range of different investment platforms, including the M&G wealth platform.



Source: Embark Investments, Northern Trust Global Services Limited, and FE fundinfo, as at 31/12/2023. Performance is calculated using bid to bid pricing net of all charges, with net income reinvested, based on Z acc shares, in Pound Sterling. Embark Horizon Multi-Asset Fund I was launched on 27/03/2015 (as "Zurich Horizon Multi Asset Fund I"). Performance before then is based on the Threadneedle Multi-Asset Zurich Fund I, and attributable to Columbia Threadneedle Investments.

All performance and risk statistics are calculated using monthly data. Since Inception is 31/12/2013. Investors may wish to consider the performance of the fund by looking at the performance of the Investment Association Mixed Investment 20-60% Shares Sector.

The document is issued by Embark Investments, for professional financial advisers only.

Embark Investments is the trading name of Embark Investments Limited which is the Authorised Corporate Director of the Embark Investment Funds ICVC.

Embark Investments Limited is authorised and regulated by the FCA. Registered in England and Wales under registered number 3383730. Registered Office: 100 Cannon Street, London, EC4N 6EU.

No other person should rely on, or act on any information in this document when making an investment decision. If you require further information on any of the Embark Horizon Multi-Asset Funds, the Key Investor Information Document (KIID) and the prospectus are both available on the website embarkinvestments.co.uk.

Past performance is not a reliable indicator of future results and the value of investments (and any income from them) can go down, so an investor may get back less than the amount invested. No guarantee is given for the performance of the fund.

